



Inspirace 1. - 5. 6.



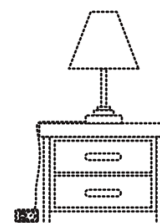

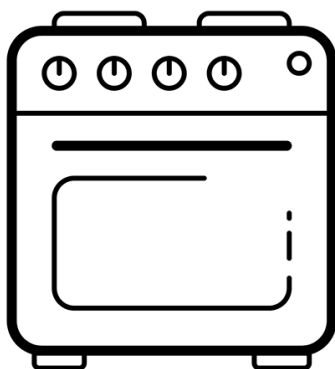
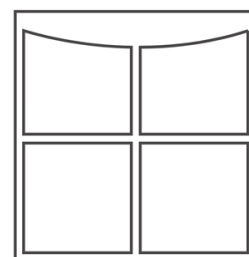





Zakroužkuj princeznu, která nepatří do řady. Vybarvi si je.




Dokresli princezně oči a pusu.
Ozdob korunku a vybarvi si celý obrázek.







Patří k sobě vždy dva předměty. Vybarvi nebo zakroužkuj je stejnou barvou.






Vystříhni a seřaď od nejmenšího k největšímu.



Spočítej zvířata - udělej stejný počet čárek.




Škrtni zvíře, které nepatří do řady.




ZVÍŘÁTKA










Dokážeš rozdělit živočichy podle toho, zda mají srst, peří, nebo šupiny?
Všechny správně spoj s obrázkem zvířátka uprostřed, které má povrch těla stejný.



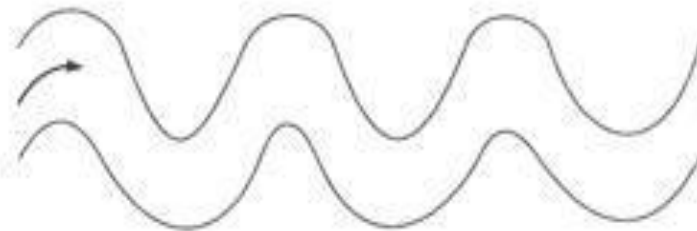



© 2010 by The McGraw-Hill Companies, Inc. All rights reserved. This material is intended for personal use only. No part of this publication may be reproduced, stored in a retrieval system, or transmitted, in any form or by any means, electronic, mechanical, photocopying, recording, or by any information storage and retrieval system, without the prior written permission of The McGraw-Hill Companies, Inc.





Lekcja 3





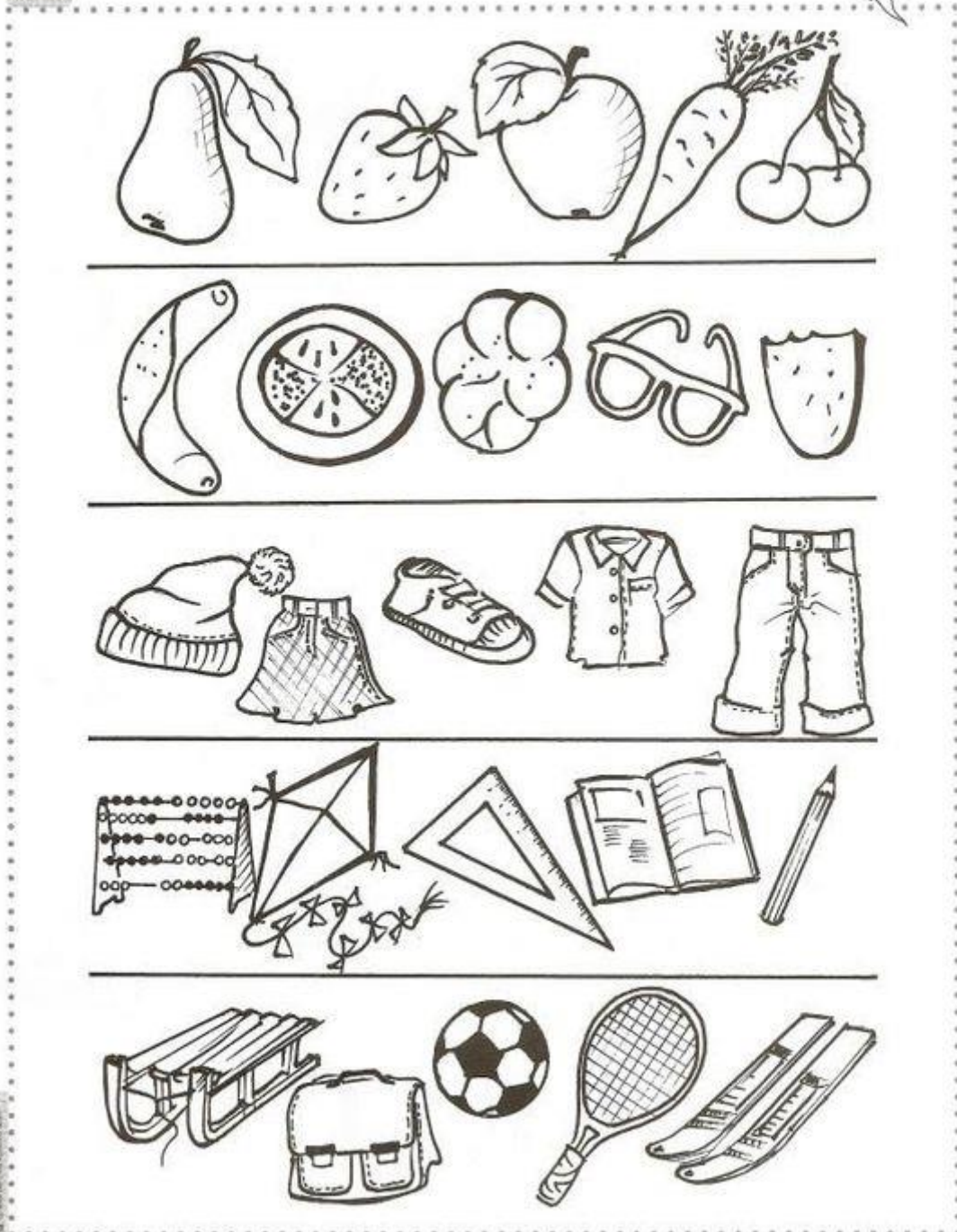

Vybarvi v rámečku tolik ovoce správnými barvami, kolik je ve čtverečku puntíků.
Ovoce pojmenuj.

E-předškoláci

Méně, více, stejně




Škrtni, co do řady nepatří, a vysvětli proč.
Ostatní obrázky vybarvi.



OBRÁZEK

Prohlédni si obrázek pokoje, pak obrázek zakryj a zkus odpovědět na otázky dole pod ním.



1. Kdo leží na pohovce?
2. Co je namalováno na obraze?
3. Je na obrázku telefon? Kde?
4. Na polštářku je namalovaná hvězda, nebo srdce?
5. Kde je polštářek, na pohovce, nebo na křesle?
6. Rostlina v pokoji je na stolku, nebo stojí na zemi?
7. Kolik jablek je v míse?
8. Kočka leží na pohovce vpravo, nebo vlevo?
9. Je na obrázku okno?
10. Kde jsou na obrázku pantofle?



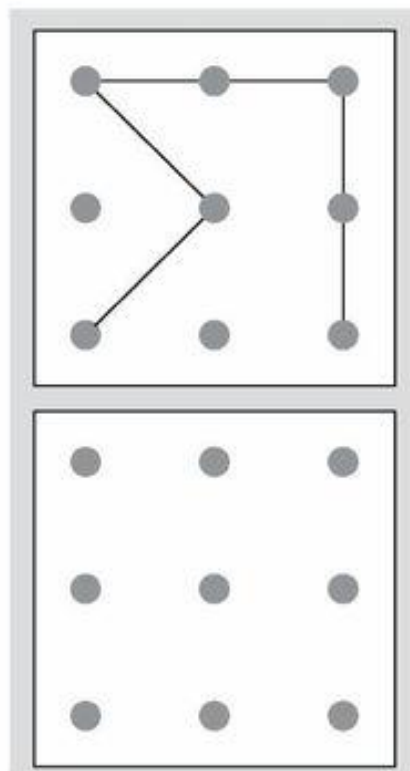
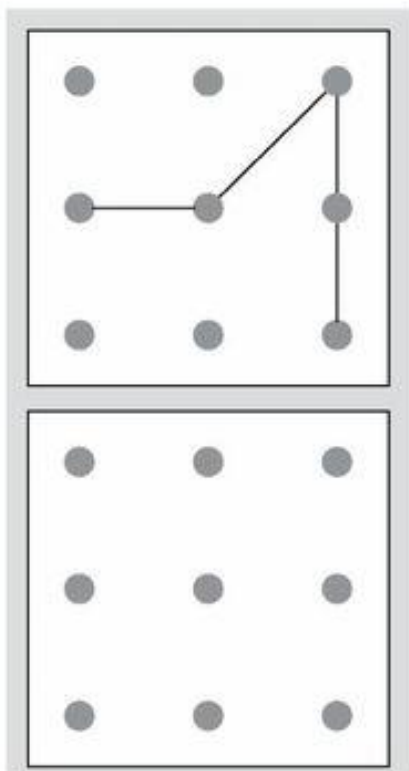
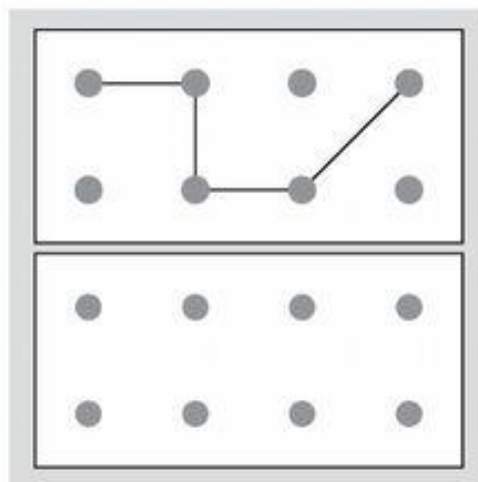
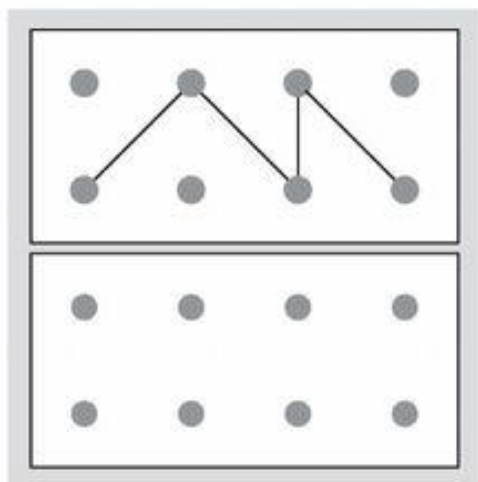
Jak píšou indiáni? Vyzkoušej to.



Handwriting practice area with a grid of lines. The first two lines are blank. The third line contains two vertical parallel lines. The fourth line contains two vertical parallel lines. The fifth line contains two vertical parallel lines. The sixth line contains two vertical parallel lines. The seventh line contains a zigzag line. The eighth line contains a semi-circle. The ninth line contains a semi-circle. The tenth line contains a wavy line. The eleventh line contains two loops. The twelfth line contains two loops. The thirteenth line is blank.


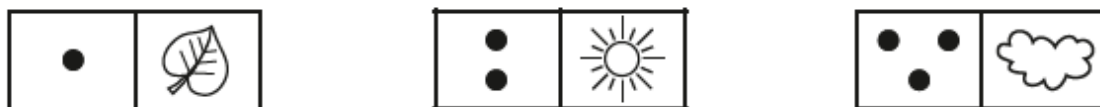
PŘEKRESLOVÁNÍ


Překresli přesně podle vzoru.



3. Dům plný oken II (sluchové vnímání)

Koho Tom vyhlíží? Řekni, kdo se dívá z okna, co vidíš v okně. Slova vytleskej podle počtu slabik. Za každé tlesknutí nakresli do řádku pod okno kolečko. Okna vymaluj pastelkami podle počtu koleček (podle počtu tlesknutí) dle vzoru.





Educação e Transformação



sugaraunts.com for
coffee cups and crayons



TIP na zábavné aktivity s dětmi

<https://www.youtube.com/watch?v=8QcKMTelSj8&feature=youtu.be&fbclid=IwAR0Fx-BMKYqoBkraveux8Sw5w-iUIFuPiDAs5-Exs0nTilZOU2tR1p5N2R8>

Pokus se solí <https://cz.pinterest.com/pin/560346378640870069/>

